

Year 8 - Music - Rotation 1

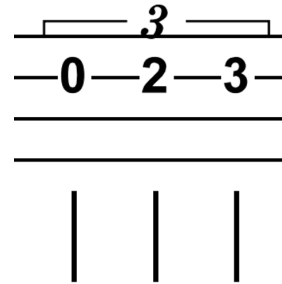


Reggae

In this topic, you will perform pieces of reggae music on the ukulele in an ensemble.

Triplets

This is called a **triplet**. A triplet is a rhythmic device where three notes and played in the space of two.



The musical features of reggae.

1. Reggae normally sounds **major**, meaning it sounds positive and bright.
2. The **metre** of reggae is 4/4.
3. Reggae makes use of a device called **syncopation**.
4. Reggae features a fusion of pop instruments: piano, electric guitar, and drum kit as well as orchestral instruments: trumpet, trombone and saxophones.

Taking it further



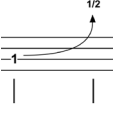
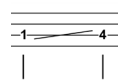
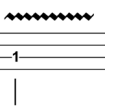
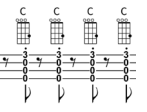
Beginner	Intermediate	Advanced
Kingston Town	Bob Marley - Sun Is Shining	Bob Marley - Exodus
Gregory Issacs - Night Nurse	Althea & Donna - Up Town Top Rankin'	Inner Circle - "Sweat (A La La La La Long)"
Lee Perry - Soul Rebel	The Abyssinians - "Satta Massagana"	Dennis Brown - "Money in My Pocket"



Year 8 - Music - Rotation 1



Further vocabulary

Symbol	Name	Definition
	Ukulele	a small four-stringed guitar of Hawaiian origin.
	Time Signature	Tells us how many beats are in a bar.
	Bend	You play a bend on your ukulele by grabbing the string and pushing it across the neck. This action increases the tension in the string and therefore raises the pitch
	Slide	Sliding is an ukulele technique that allows articulation of a note by moving from one pitch to another smoothly.
	Vibrato	Vibrato is when you vary of the pitch of a note. This is done on the ukulele by moving the string slightly.
	Syncopation	Syncopation is when the strong accent is placed on what is normally a weak beat.
NA	Reggae	A style of popular music with a strongly accented subsidiary beat, originating in Jamaica. Reggae evolved in the late 1960s
NA	TAB	The notation system of strings.
	Melody	The main tune that is plucked.
	Cho	All strings are strummed.

Learning checklist

I can identify the key elements of reggae music.

I can collaborate with my fellow ensemble members to establish a cohesive and synchronized performance, maintaining consistent timing and tempo

I can use proper fingerpicking or strumming techniques to create the characteristic reggae sound on the ukulele

I can confidently perform a reggae piece on the ukulele in front of an audience, showcasing my ensemble's collective skills and musical expression.

I can answer question based on a Reggae extract.

I can self- assess my performance.

Year 8 - Music - Rotation 1

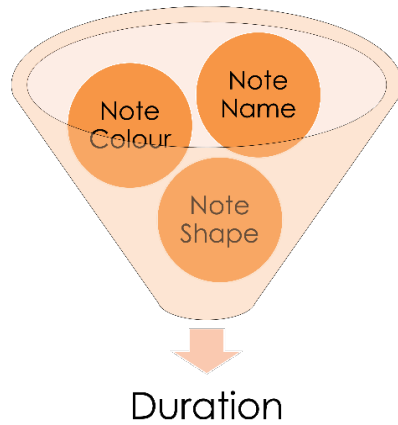


Song Writing

In this topic, you will compose your own popular song, taking inspiration and ideas from the appraisal of existing songs.

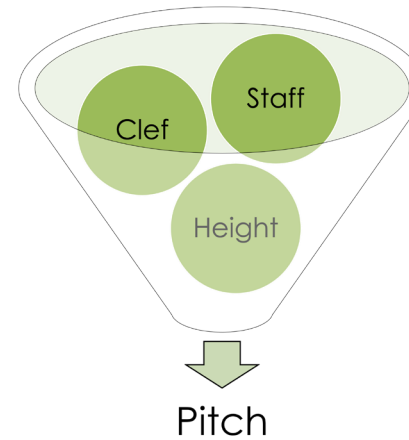
Duration

The duration refers to how long you hold a note for.



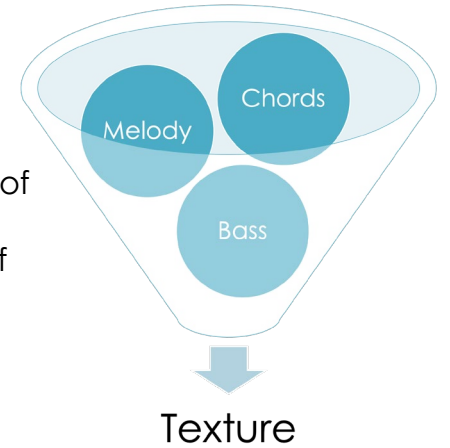
Pitch

The pitch is the height or depth of sound.



Texture

The texture of the music is the layers of sound working together.



Note Duration

Image	Name of the duration	Length of the duration
	Semibreve	4
	Minim	2
	Crotchet	1
	Quaver	1/2
	Semiquaver	1/4

Rest Duration

Image	Name of the duration	Length of the duration
	Semi breve rest	4
	Minim rest	2
	Crotchet rest	1
	Quaver rest	1/2
	Semi quaver rest	1/4



The most common type of **clef** is the **treble clef**.

The clef tells us which specific notes we must play for each line and space.



Each line and space represent a note, so on the staff above, there are 9 notes.

We can use rhymes to help us work out the note, starting from the bottom of the staff and working our way up.

Line- Every Green Buss Drives East Space- E A C E

The texture of the music is the layers of sound working together.

Texture of composition.
Melody
Chords
Base

Year 8 - Music - Rotation 1



Melody terms

Term	Definition
Conjunct	To join together
Disjunct	Disjointed or jumpy rhythms
Melisma	Group of notes sang to one syllable of text
Syllabic	Lyrics that primarily have one syllable of text per note

Taking it further-

[Glossary of musical terms - BBC Bitesize](#)

Students will choose a key signature to write their song in. Below shows the difficulty of each key.

Beginner	Intermediate	Advanced
C Major	D Major	Db Major
G Major	Bb Major	Ab Major
F Major	A Major	E Major

Learning checklist-

I can identify the key elements of a song, including lyrics, melody, harmony, and rhythm.

I can brainstorm and generate creative ideas for song lyrics or themes

I can create a catchy and memorable melody for a song.

I can use appropriate chord progressions to create an accompaniment that complements the melody and lyrics.

I can layer musical lines to thicken the texture i.e. drums, chords, voice.